

Throughput Improvements in Micro-Cellular Multi-Hop Networks

IEEE 802.16 Presentation Submission Template (Rev. 8.3)

Document Number:

IEEE C802.16mmr-05/022

Date Submitted:

2005-11-11

Source:

Ozgur Oyman, Sumeet Sandhu

Intel Corporation

2200 Mission College Blvd.

Santa Clara, CA 95054 USA

Voice: +1 (408) 653-5789

Fax: +1 (408) 765-0524

E-mail: {ozgur.oyman, sumeet.sandhu}@intel.com

Venue:

IEEE 802.16 Session #40 Vancouver, CANADA

Mobile Multihop Relay (MMR) Study Group Meeting

Base Document:

None

Purpose:

Information

Notice:

This document has been prepared to assist IEEE 802.16. It is offered as a basis for discussion and is not binding on the contributing individual(s) or organization(s). The material in this document is subject to change in form and content after further study. The contributor(s) reserve(s) the right to add, amend or withdraw material contained herein.

Release:

The contributor grants a free, irrevocable license to the IEEE to incorporate material contained in this contribution, and any modifications thereof, in the creation of an IEEE Standards publication; to copyright in the IEEE's name any IEEE Standards publication even though it may include portions of this contribution; and at the IEEE's sole discretion to permit others to reproduce in whole or in part the resulting IEEE Standards publication. The contributor also acknowledges and accepts that this contribution may be made public by IEEE 802.16.

IEEE 802.16 Patent Policy:

The contributor is familiar with the IEEE 802.16 Patent Policy and Procedures <<http://ieee802.org/16/ipr/patents/policy.html>>, including the statement "IEEE standards may include the known use of patent(s), including patent applications, provided the IEEE receives assurance from the patent holder or applicant with respect to patents essential for compliance with both mandatory and optional portions of the standard." Early disclosure to the Working Group of patent information that might be relevant to the standard is essential to reduce the possibility for delays in the development process and increase the likelihood that the draft publication will be approved for publication. Please notify the Chair <<mailto:chair@wirelessman.org>> as early as possible, in written or electronic form, if patented technology (or technology under patent application) might be incorporated into a draft standard being developed within the IEEE 802.16 Working Group. The Chair will disclose this notification via the IEEE 802.16 web site <<http://ieee802.org/16/ipr/patents/notices>>.

*Throughput Improvements in
Micro-Cellular Multi-Hop Networks*

Ozgur Oyman and Sumeet Sandhu

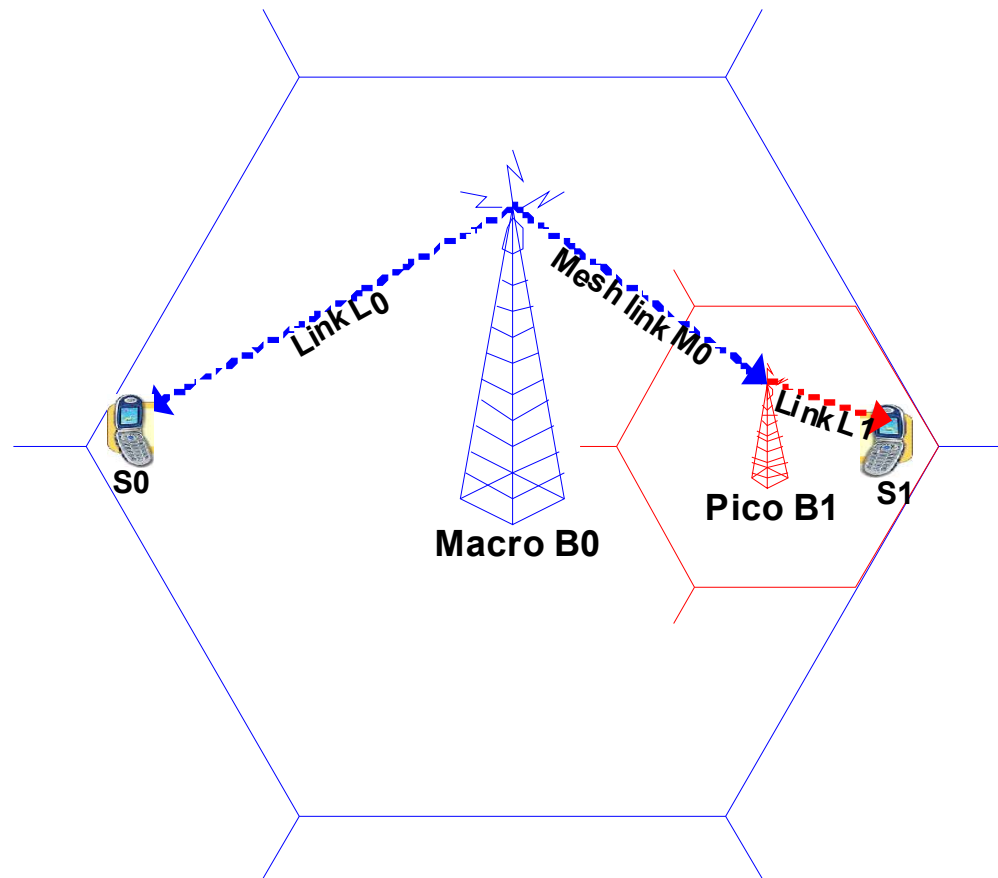
Intel Corporate Technology Group

IEEE 802.16 MMR Study Group Meeting

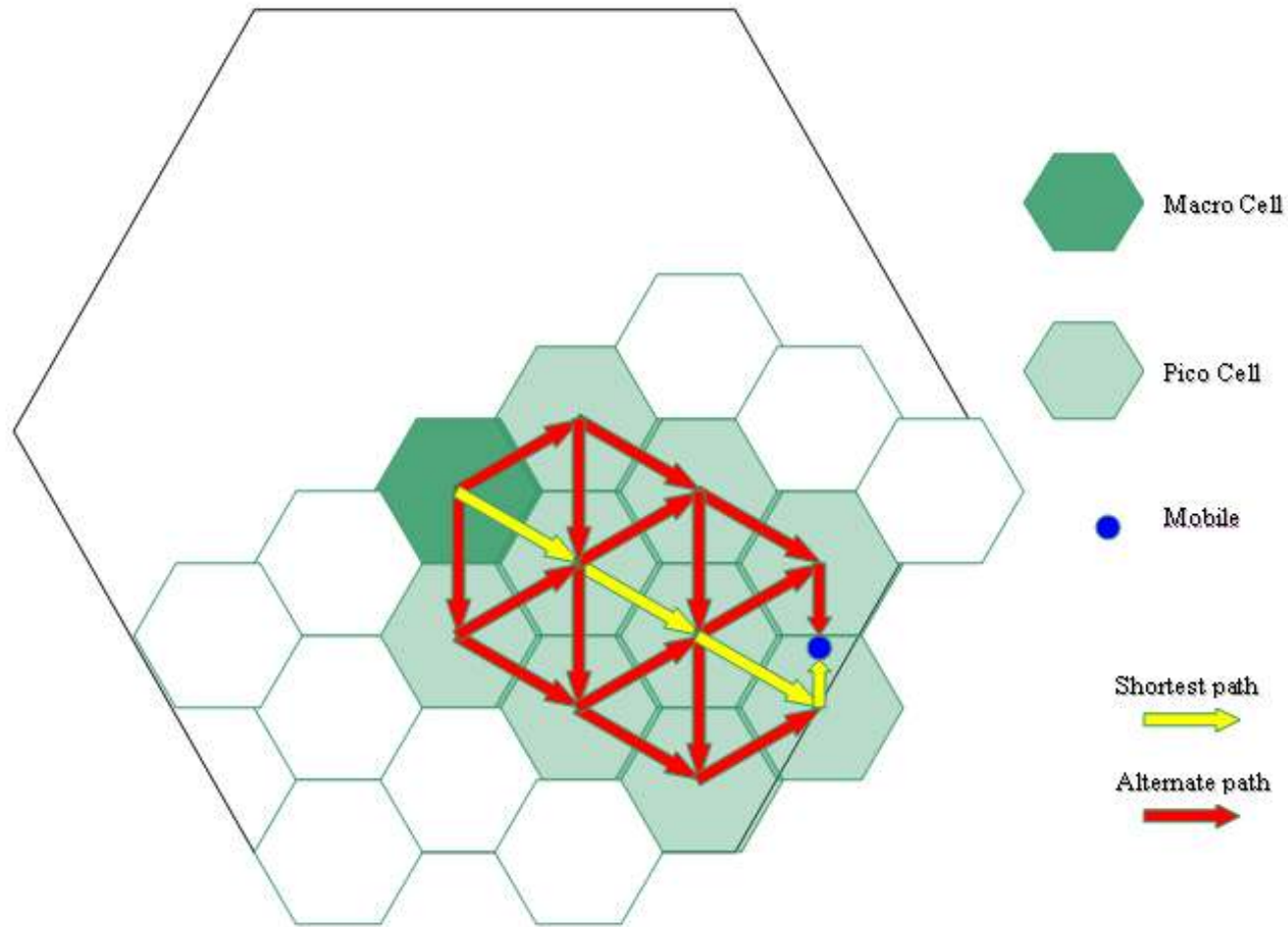
November 14-18, 2005

Problem

- Does breaking up the link L0 into two links M0 and L1 result in a net performance increase?

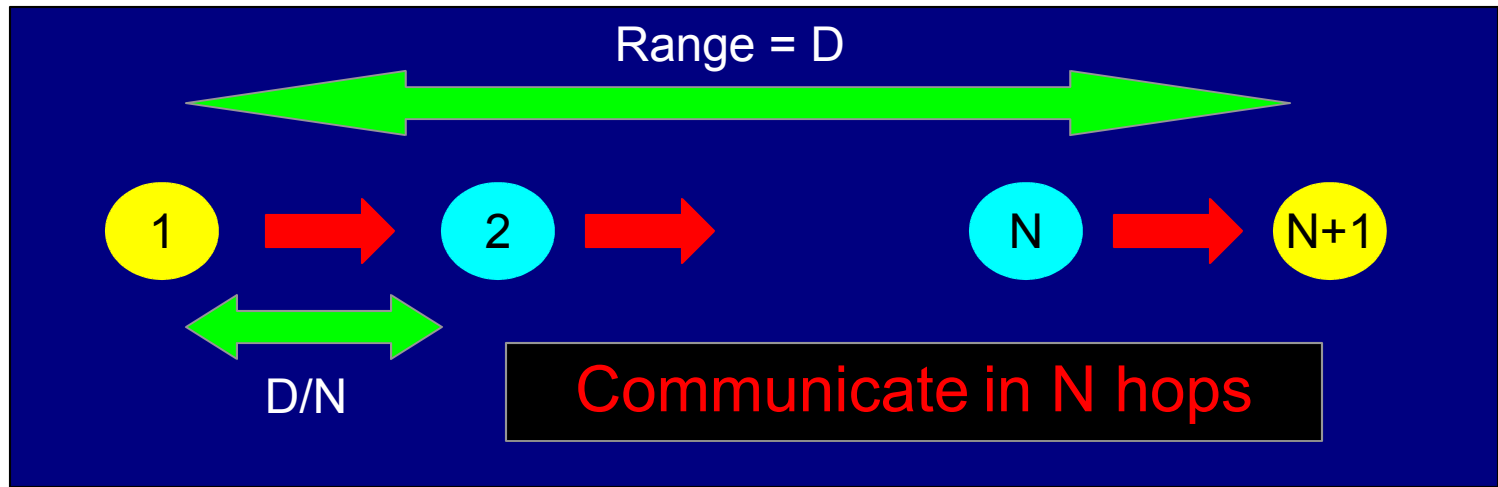


802.16 Micro-Cellular Networks



Objective: Performance analysis of multi-hop wireless

Simple 1D Model



1D-TD Model Assumptions:

- Message of Node 1 hops through all intermediate nodes until it reaches Node $N + 1$.
- Time-division (TD) based communication model
- Node k only receives from Node $k - 1$ and transmits to Node $k+1$

Basic Throughput Analysis

- Only assume path loss:

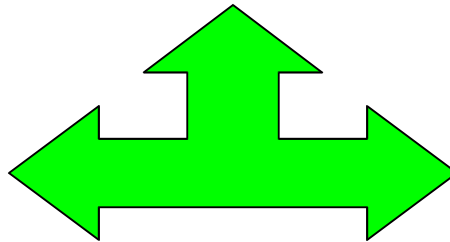
$$\text{Received Power: } P_{rec} (D/N)$$

- Consider the AWGN channel:

$$C = \frac{1}{N} \log_2 \left(1 + \frac{P_0 D}{N} \right)$$

Low SNR regime

$$C \approx \frac{N^{-1}}{D}$$

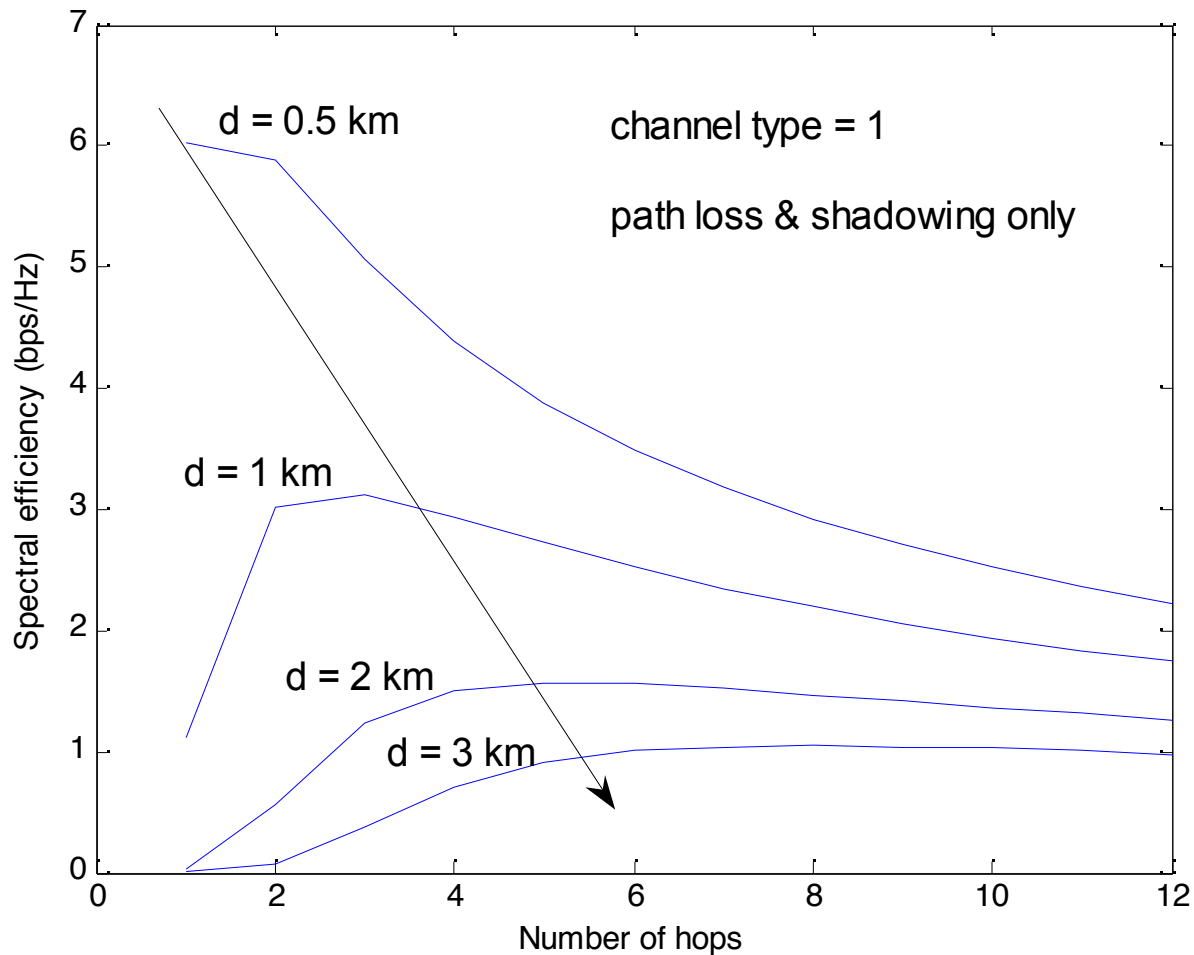


High SNR regime

$$C \approx \frac{1}{N} \log_2 \left(\frac{N}{D} \right)$$

There exists an optimal number of hops to maximize throughput!

Optimizing Mesh Throughput



Channel Model

- Path loss (exponent 2-6)

$$PL = A + 10 \gamma \log_{10} (d/d_0) + s \quad \text{for } d > d_0,$$

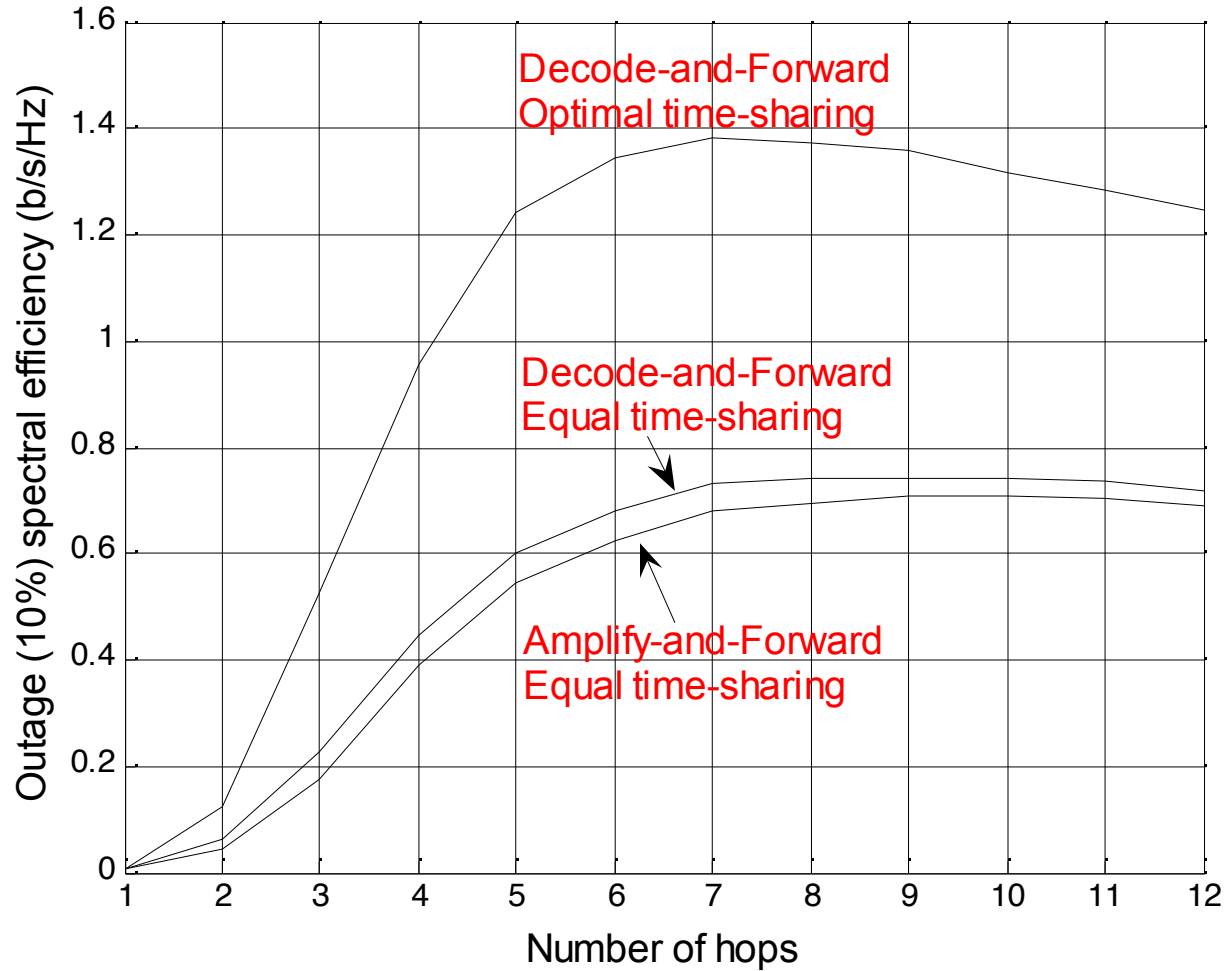
- Lognormal Shadowing (std = 4-8 dB)
- Rayleigh Fading
- Macro BS Power = 41.76 dBm (15 W)
- Micro BS Power = 34.77 dBm (3 W)
- Macro BS Height = 34 m
- Micro BS Height = 12.5 m

Network Capacity

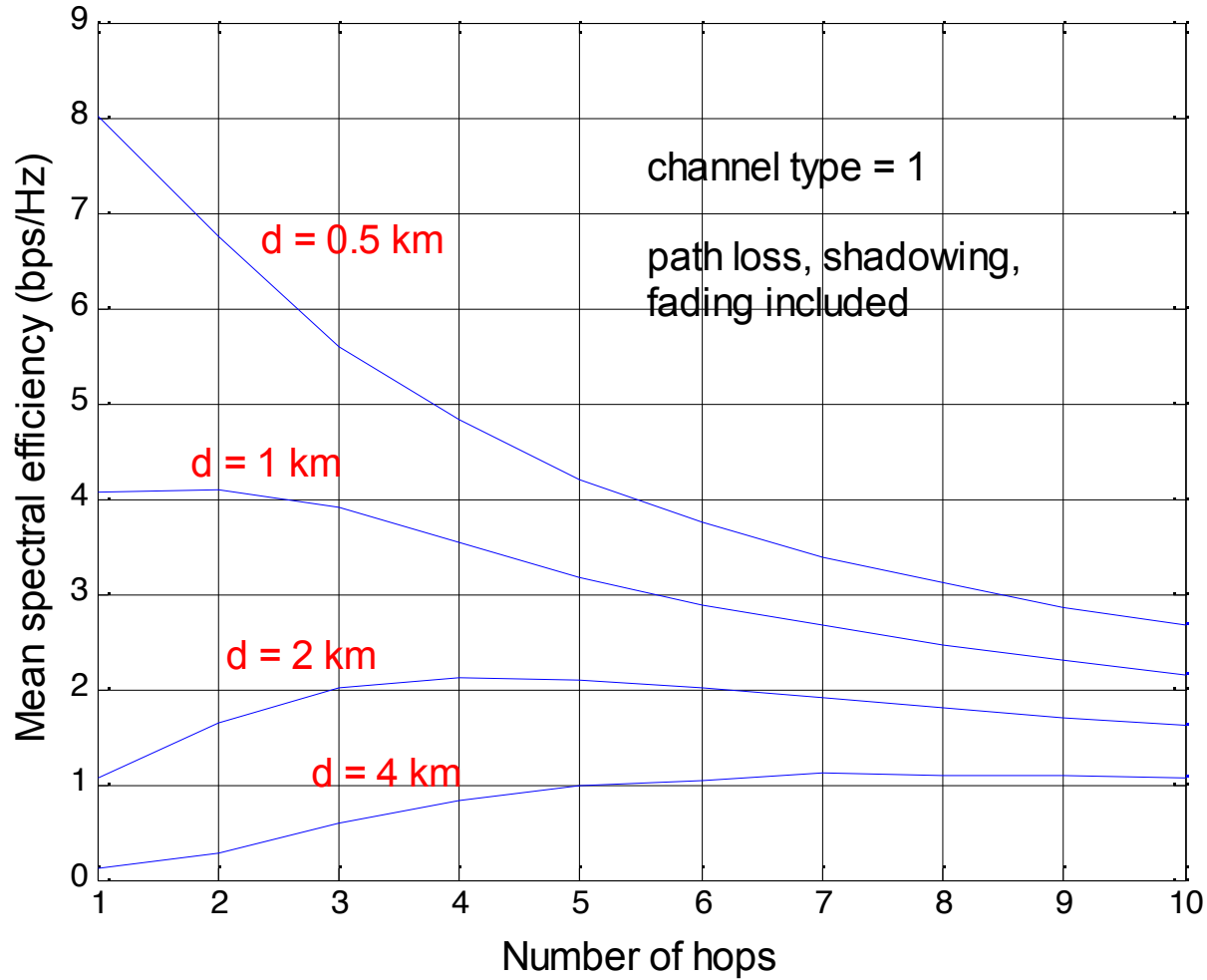
- Let $C(i)$ denote the maximum achievable rate per unit bandwidth during hop i .
- Let λ_i be the fractional time channel i is used.
- Capacity under time-division

$$C = \max_{\lambda_i} \min_{i=1, \dots, N} \lambda_i C_i \quad \longrightarrow \quad C = \frac{1}{\sum_{i=1}^N \frac{1}{C(i)}}$$

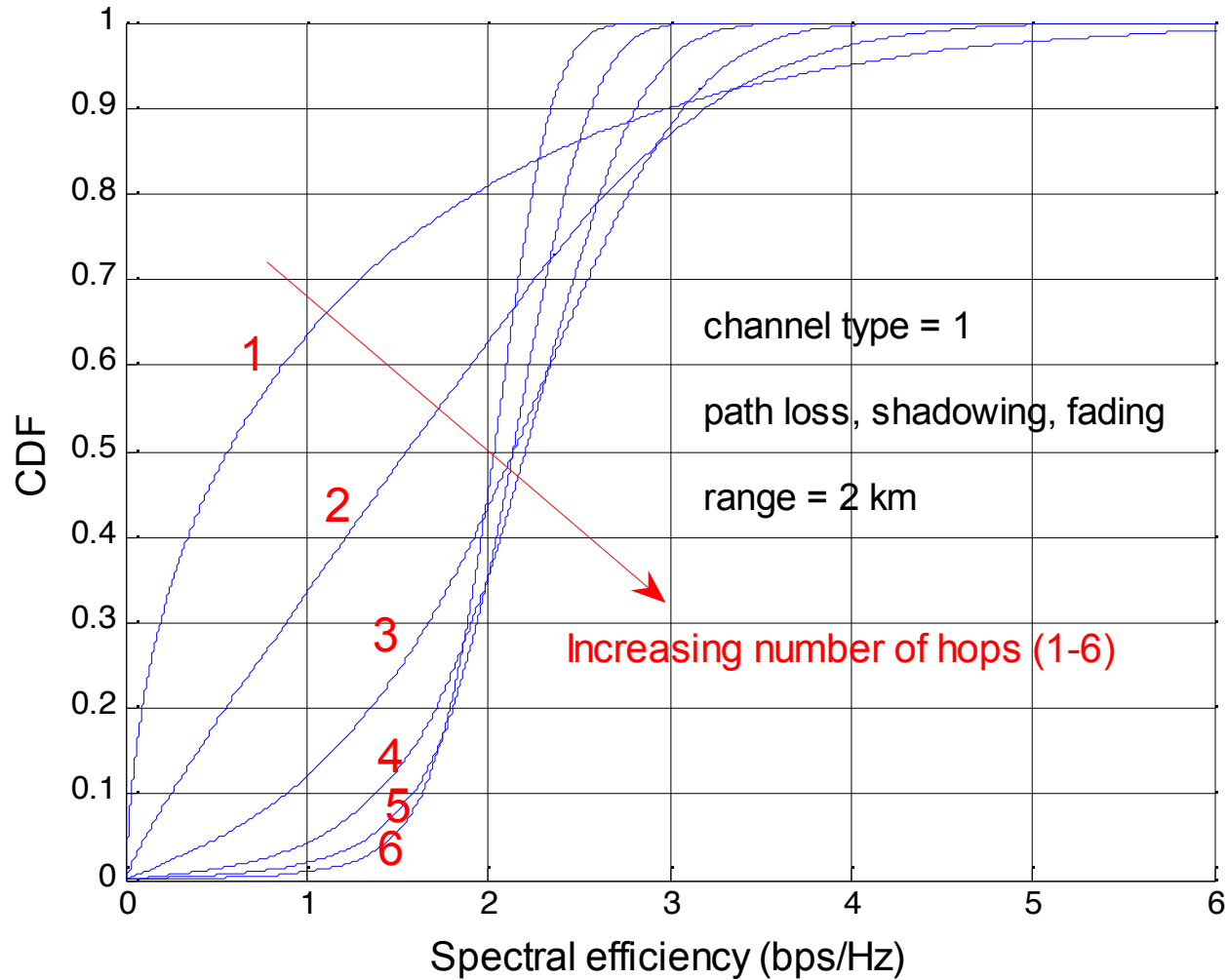
Per-link adaptation is better than worst link adaptation



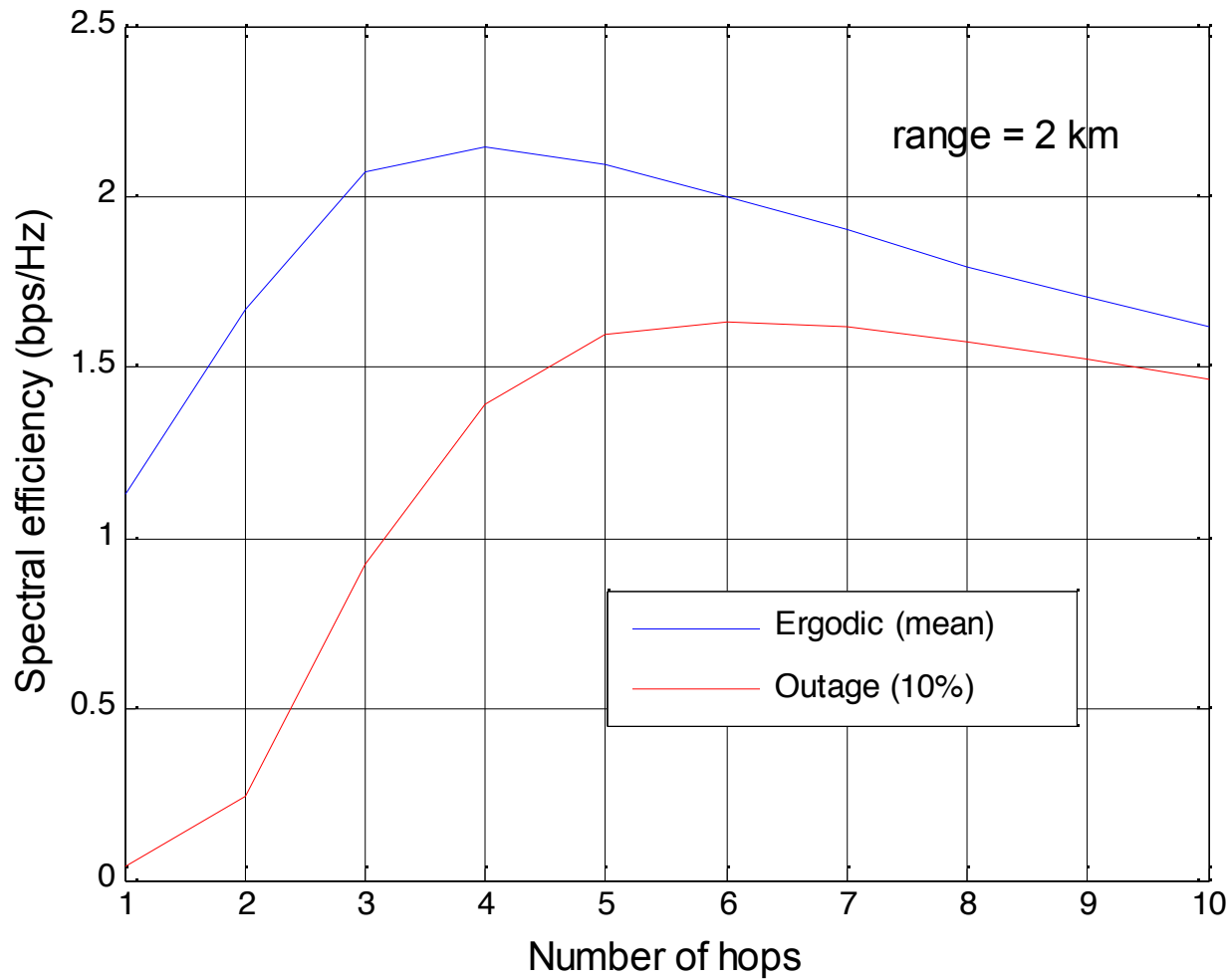
Throughput at Different Ranges



Hop More at Outage - I



Hop More at Outage - II



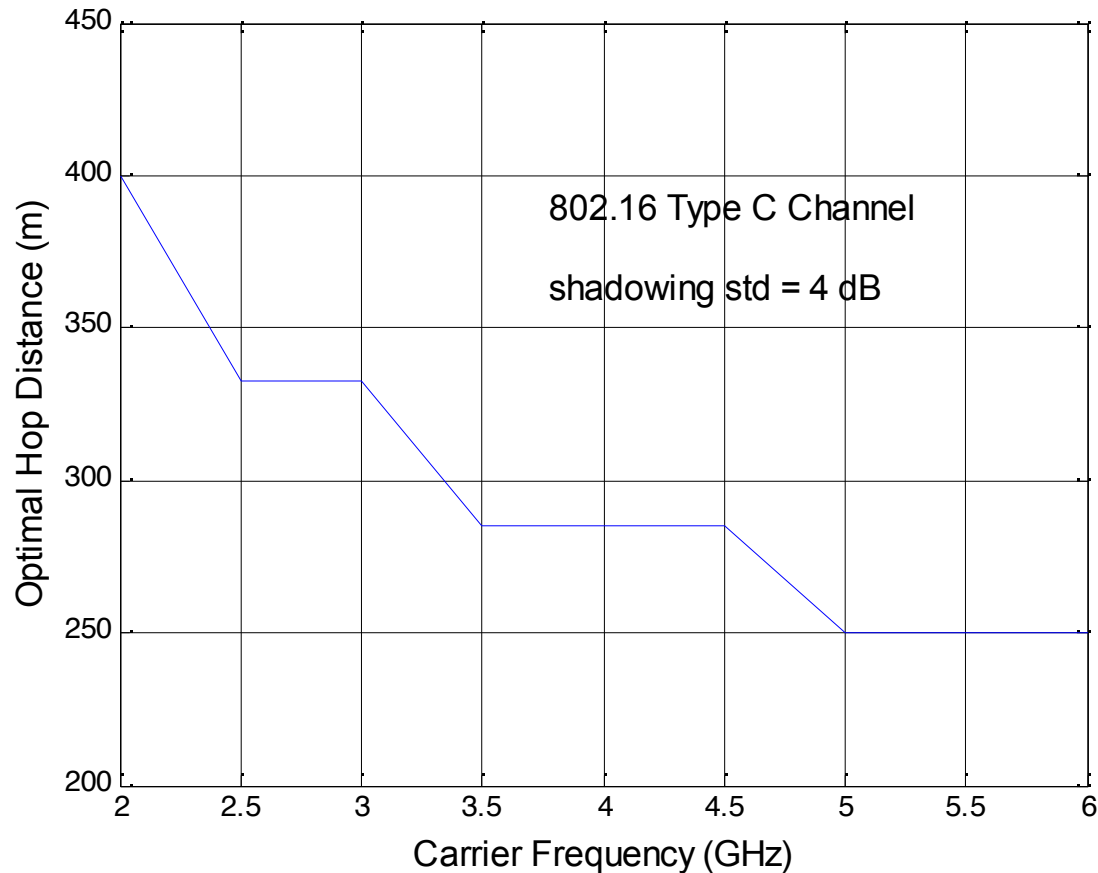
Throughput Results Summary

- We observed that for any given range there exists an **optimal number of hops** to maximize end-to-end throughput.
- Optimal number of hops increases for longer range
 - ➡ There exists an **optimal hop distance**.
- Under fading, we showed that hopping can be an additional source of diversity over other forms of diversity (space, time or frequency).
- **Multi-hop diversity** is especially useful at low outage levels.

Channel Sensitivity

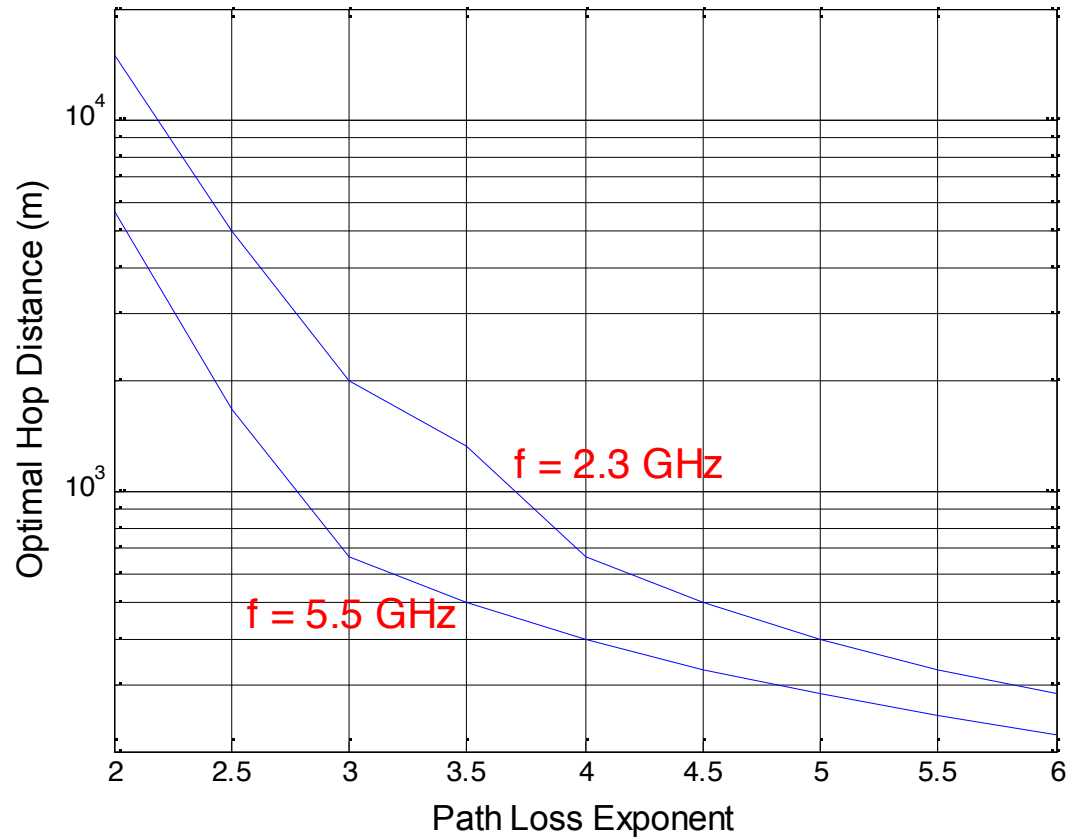
- Next step: Verification of channel models
- Current models: COST, ITU, Erceg-Greenstein
- How sensitive are the multihop gains to different propagation environments?
- Key variables: Antenna heights, carrier frequency, hop distance, shadowing std, LOS / NLOS path loss exponent

Sensitivity to Carrier Frequency



Optimal hop distance varies drastically with carrier frequency!

Sensitivity to Path Loss Exponent



Optimal hop distance varies drastically with different path loss exponents!

Conclusions

- We characterized the **end-to-end throughput performance** of multihop relaying and showed significant gains over direct transmissions.
- Throughput-optimal design of multihop networks is very **sensitive** to the channel behavior.
- One necessary step into MMR design is to decide on appropriate channel models.
- The performance improvements of multihop relaying also allows better **range extension**.